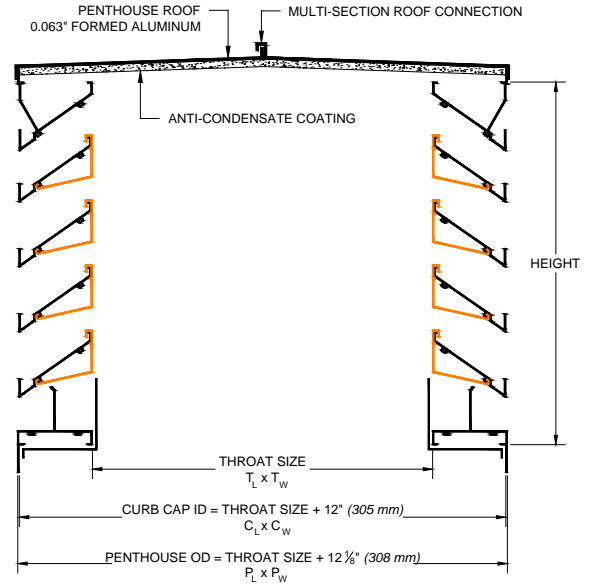
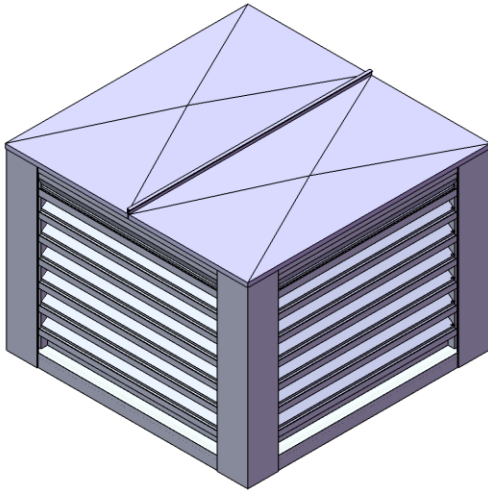




LOUVERS & BACK DRAFT DAMPERS

PH2635B
MULLION (BOX) CORNER PENTHOUSE – 6" DEEP DRAINABLE

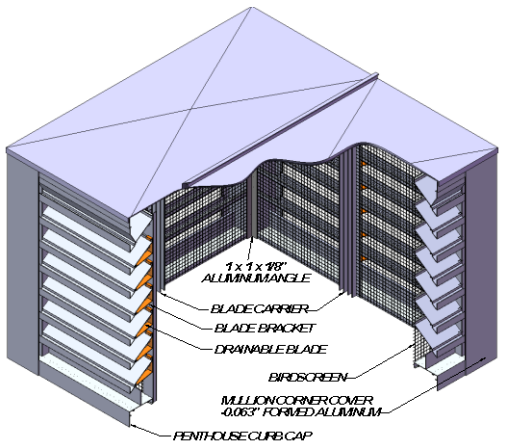


| STANDARD CONSTRUCTION | |
|-----------------------|---|
| BLADE STYLE: | 6" (152 mm) DEEP DRAINABLE BLADES |
| CORNER STYLE: | MULLION (BOX) CORNER |
| MATERIAL: | EXTRUDED ALUMINUM – 6063-T5 ALLOY |
| FRAME THICKNESS: | 0.095" (2.41 mm) |
| BLADE THICKNESS: | 0.081" (2.06 mm) |
| BLADE ANGLE: | 40° |
| BLADE CENTRES: | 4.625" (117 mm) |
| BIRDSCREEN: | 19 GA. GALVANIZED BIRDSCREEN - 1/2" x 1/2" OPENINGS |
| FINISH: | MILL |
| ROOF INSULATION: | FACTORY APPLIED ANTI-CONDENSATE COATING |

| SIZE LIMITATIONS | | |
|----------------------------------|-------------------------------------|----------------|
| | MINIMUM | MAXIMUM |
| THROAT $T_L \times T_W$ | 12" x 12" (305 x 305 mm) | CONSULT VENTEX |
| CURB CAP ID $C_L \times C_W$ | 24" x 24" (610 x 610 mm) | |
| PENTHOUSE OD $P_L \times P_W$ | 24.125" x 24.125" (613 x 613 mm) | |
| HEIGHT | 16" (406 mm) | |

*PENTHOUSE WILL BE MANUFACTURED EXACT SIZE UNLESS OTHERWISE SPECIFIED
*RECOMMENDED CURB SIZE = CURB CAP ID – 1 1/2" (38 mm)

| OPTIONS / ACCESSORIES | |
|---|---|
| FINISH: | SCREENS: |
| <ul style="list-style-type: none"> POWDER COAT FINISH DURANAR FINISH ANODIZED FINISH <ul style="list-style-type: none"> CLEAR ANODIZED LIGHT BRONZE MEDIUM BRONZE DARK BRONZE BLACK ANODIZED | <ul style="list-style-type: none"> BIRDSCREEN <ul style="list-style-type: none"> 1/2" x 1/2" INTER CRIMPED ALUMINUM ALUMINUM BIRDSCREEN WITH FRAME INSECT SCREEN <ul style="list-style-type: none"> 18 x 14 MESH |
| OTHER: | BLANK-OFF PANELS (ALUMINUM): VARIOUS GAUGES |
| <ul style="list-style-type: none"> EXTENDED SILLS SECURITY BARS FILTER RACKS STAINLESS STEEL FASTENERS HINGED ROOF HINGED ACCESS DOORS ALL WELDED CONSTRUCTION CONTROL DAMPERS / BACK DRAFT DAMPERS FOR THROAT | <ul style="list-style-type: none"> NON-INSULATED BLANK-OFF PANELS INSULATED BLANK-OFF PANELS <ul style="list-style-type: none"> 1" (25.4 mm) INSULATION 2" (50.8 mm) INSULATION |



| TAG | QTY. | THROAT SIZE $T_L \times T_W$ | CURB CAP ID $C_L \times C_W$ | PENTHOUSE OD $P_L \times P_W$ | HEIGHT | ACCESSORIES |
|-----|------|---------------------------------|---------------------------------|----------------------------------|--------|-------------|
| | | x | x | x | | |
| | | x | x | x | | |
| | | x | x | x | | |
| | | x | x | x | | |
| | | x | x | x | | |

THROAT SIZE + 12" (305 mm) THROAT SIZE + 12.125" (308 mm)

| | |
|---------------|-----------------|
| PROJECT NAME: | ENGINEER: |
| CONTRACTOR: | SUBMITTAL DATE: |